



**City of Clayton
 Parks & Recreation Commission Meeting
 Monday, December 5, 2016
 7:00 PM – The Center of Clayton
 Meeting Room C**

----- Agenda Topics -----

Topic		Notes
1. Approval of Minutes	Eric Schneider	
2. Addresses from the Audience	Eric Schneider	
3. Shaw Park Tennis Center Annual Report	Patrick Magee/ David Willey	
4. Youth and Adult Sports Overview	Patrick Magee/ David Willey	
5. Director's Report	Patty DeForrest	
6. Old Business/New Business	Eric Schneider	

Attachments:

- Minutes – November 7, 2016
- December Events Calendar
- 2016 Shaw Park Tennis Center Annual Report
- 2016 Youth and Adult Sports Overview

Notes:

Next Meeting: Monday, January 9, 2017

CLAYTON PARKS AND RECREATION COMMISSION MEETING
Monday, November 7, 2016
The Center of Clayton – Multipurpose Room C

Members present: Jenaro Centeno, Cynthia Garnholz, David LaGesse, Missy McCormick, Jeanne Most, Becky Patel, Eric Schneider, Melanie Tamsky and Mark Winings

Absent: Brad Bernstein and Mark Stapleton.

Also Present: Patty DeForrest, Wayne Dunker, Karen Herbig, Dan Krewson, Toni Siering and Denise Ucinski

Approval of Minutes:

Minutes from the October 3 meeting were approved as written

Addresses from the Audience:

There were no addresses from the audience.

Shaw Park Aquatic Center – End of Year Report:

Ms. Karen Herbig, Aquatic Supervisor, presented the Shaw Park Aquatic Center (SPAC) End of Year Report. (See the attached presentation for additional details.) Ms. Herbig reported that the 2016 SPAC season was pretty hot; average temperature was 90 degrees. The amount of rain was much lower than in 2015. Fifty-seven percent of the SPAC revenue is attributed to season pass sales. Season pass sales increased 0.6% from FY15. Staffing and daily operations were provided by Midwest Pool Management (MPM). Contractual services made up 60% of SPAC expenditures, while personnel services were 5%. This change in expenditures is because the city contracted with Midwest Pool Management to hire staff, including management positions and to operate concessions. Contracting out staffing was a good change for aquatics because in past years it was becoming difficult to fill positions. In addition to the direct costs shown in this budget, there were additional reductions in other areas of the budget which included payroll processing, background checks and full-time staffing.

Improvements completed at SPAC this year were: installation of fans in both locker rooms, LED lights, a new ADA lift and two new diving boards. Season and program highlights include: increase in Rec Swim Team enrollment, great Clayton Swim and Dive Team season, successful CSP Invitational meet, solid participation in aquatic camps, Kid's day celebration, Wally Lundt's 49th Water Polo Tournament and a safe season.

Concession operations were managed by MPM this season, which increased revenue; however, it also increased expenditures in this area. This transition resulted in a few issues, including consistency of products in stock and quality of food. Changes were made throughout the season to improve the problems. Patrons were used to the variety of concession offerings and quality of the food offered by Sips & Bits, so management strived to have similar offerings. Next year the city will have more control over concessions and will purchase the product.

Overall, SPAC membership survey scores were very good. Many comments were positive; the majority of unfavorable comments were about cleanliness of the locker rooms and quality of food.

Director's Report:

Ms. DeForrest reported that the city is not yet under contract for the ice rink project. The steering committee will begin meeting in December. The contractor will be at the January Commission meeting. Beginning construction of the new rink in October of 2017 is unable to happen because funding will not be available and the timeline would not be realistic. The design phase will begin soon. Bidding for the project will take place January 2018 or sooner, and construction set to start in the summer of 2018, with the intention of opening in fall of 2019.

Chapman Plaza groundbreaking went very well. Relocation of the utilities is moving quickly. The second phase will begin next Monday. Substantial completion is set to be finished by the end of July, but is weather dependent. The goal is to have the majority of the work completed by 2017 Art Fair weekend.

The final piece of shade structure was installed at Taylor Park. Hanley Park has been sodded, the fence will be installed soon and some landscaping will be added. Ms. DeForrest met with the Southmoor residents to discuss

their concerns about the MSD project and reconfiguration of the parking lots. Residents are excited about the new park entrance.

Parks and Recreation staff would like to apply for a planning grant for DeMun Park. Ms. DeForrest explained that she would also like to work with the community and a company whom will provide recommendations for an overall look of the park. The Commission was in favor of this approach. She also reported that the city received the \$419,810 grant for work at fields 5 and 6. This will include new lighting, sod and irrigation. The intent is to issue bids for this project in early 2017.

Staff is prepping for the Shaw Park Ice Rink season. Parks staff is also working on leaf clean-up, prepping beds for winter, shutting down restrooms and winterizing water fountains. The Center is busy with fall sports, rentals and memberships.

Old Business / New Business:

Mr. LaGessee talked about the impressive design for Clayton School District's ballfield. Details about the project are on the Clayton School Board website. Field 7 will have artificial turf, new stands and a press box. These changes make this field a multi-use space. Field Hockey will still practice on field 5, but will play games on field 7. The city will still be allowed to use the field for youth sports.

Ms. McCormick inquired about community partnerships Ms. Umlauf has with St. Louis County. Ms. DeForrest explained that Ms. Umlauf works with other groups in area that also operate historic homes. Ms. Umlauf is a great speaker who does outreach for the community, including presentations for OASIS. Further, she gives excellent tours and organizes awesome events. She will present to the Commission at an upcoming meeting in 2017.

The Center of Clayton is getting new recreation software. They have selected a *Perfect Mind*, which will provide more online tools for members, more efficient usage for staff and better management of reports.

Meeting adjourned at 8:04 pm

Respectfully Submitted By: Denise Ucinski



Recreation & Event Calendar

December 2016

Ice Rink Opening - Rescheduled

Friday, December 2

The opening of Shaw Park Ice Rink was delayed from the day after Thanksgiving to Friday, December 2 due to forecasted rain with warm temperatures. Ice Rink information can be found at www.claytonmo.gov/rink.

Hanley House Holiday Tours

December 3, 10, 17, 11:00 am – 3:00 pm

The Historic Hanley House will offer special Holiday tours of the museum on the first three Saturdays in December from 11:00 am to 3:00 pm. The tour will feature a Victorian-themed craft and hot wassail will be served. No reservations are required. Regular tour fees apply.

Snowman Skate

Friday, December 9, 6:00 – 10:00 pm

Visit the Shaw Park Ice Rink for a Skate Night with Olaf and Sven from *Frozen* starting at 6:00 pm. The Ice Rink is open to the public with \$3.00 admission and free skate rentals. There will be hot chocolate and cookies in the warming hut and fireworks over Shaw Park at 8:00 pm.

Crawl for a Cause

Saturday, December 10, 1:00 – 5:00 pm

Crawl for a Cause returns to Downtown Clayton this holiday season. A portion of ticket sales goes toward the charity of the participant's choice: Stray Rescue, Ronald McDonald House, and St. Louis Area Food Bank. Participants receive a t-shirt representing their chosen charity with shuttle service between participating bars & restaurants as well as scavenger hunt prizes and drink specials. Registration is available at www.claytonmo.gov/crawl.

Holiday Heritage Tour

Sunday, December 11, 11:00 am – 5:00 pm

This special holiday tour visits the Hanley House, Hawken House and Mudd's Grove museums decorated in holiday finest. Tickets are \$25 and can be purchased through The Center of Clayton.

Holiday Hours

December - January

The Center of Clayton and Shaw Park Ice Rink are closed on Christmas Day, Sunday, December 25. They also have special hours on days that Clayton School District does not have classes. Visit their websites for specific dates and hours. www.centerofclayton.com www.claytonmo.gov/rink



DATE: December 5, 2016

TO: Parks & Recreation Commission

FROM: Patrick Magee, Athletic and Facilities Supervisor
David Willey, Assistant Athletic and Facilities Supervisor

CC: Patty DeForrest, Director of Parks and Recreation
Toni Siering, Asst. Director of Parks and Recreation
Wayne Dunker, Recreation Manager

RE: 2016 Shaw Park Tennis Center Annual Report

The Shaw Park Tennis Center had another wonderful season in 2016. We have continued to work with our managing partner, Frontenac Racquet Club, to improve the tennis experience and grow our programs. The City saw a 4% decrease in overall revenue but a 28% drop in expenditures helped increase the City's net revenue to \$24,739. This was a 32% increase from the net revenue of \$18,701 in 2015.

In addition to having a successful year financially, the Shaw Park Tennis Center was able to expand our program offerings. Our program revenue was up 16% from 2015 and with the success of programs like Cardio Tennis, Junior Tennis Camp and Women's Daytime Program, we have high hopes for 2017. With the additional programs added, Frontenac added another Pro to their staff for this year, Clark Taylor. Clark is a certified USPTA Level 1 Pro and he took over the Women's programs as well as the Junior Tennis program and was a welcome addition to the staff.

Clayton High School continued its usage of Shaw Park Tennis Center with practice, home matches, and tournaments being held at Shaw Park Tennis Center both in the fall and spring. The Shaw Park Tennis Center hosted the District tournament and a divisional Doubles Tournament this season. Additional rental groups at Shaw Park Tennis Center included the Shaw Park Women's Tennis Club, Fontbonne University and a few smaller USTA sanctioned tournaments in August.

The Shaw Park Tennis Center also received high marks from members who utilize the tennis courts in our Annual Tennis Center Membership Survey. One hundred percent of our members responding to the survey found the cleanliness and appeal of the overall tennis area to be good or excellent. Members also gave the Shaw Park Tennis Center high marks in customer service and overall quality.

The City of Clayton is looking forward to continuing its success in 2017.

Attached with this memo is a facility report providing an overview of usage, revenue and expenditures for the 2016 season.



**Shaw Park Tennis Center
Fiscal Year 2016
Revenue & Expense Report**

		Revenue		
		<u>Fiscal Year 2014</u>	<u>Fiscal Year 2015</u>	<u>Fiscal Year 2016</u>
<u>Season Passes</u>				
	Resident	\$7,310	\$7,327.65	\$6,585.20
	Corporate	\$1,488	\$2,439.22	\$1,671.80
	Non-Resident	\$4,701	\$4,067.95	\$2,352.39
<u>Daily Admissions</u>				
	Resident	\$4,766	\$2,037.00	\$1,661.01
	Corporate	\$130	\$364.00	\$264.00
	Non-Resident	\$1,632	\$1,920.00	\$1,068.00
<u>Programs</u>		\$91,456	\$25,128.95	\$29,300.00
<u>Rentals</u>		\$4,024	\$4,560.00	\$2,758.00
<u>Total</u>		\$115,506	\$47,845	\$45,660

		Expenses		
		<u>Fiscal Year 2014</u>	<u>Fiscal Year 2015</u>	<u>Fiscal Year 2016</u>
<u>Personnel Services</u>				
	Part-Time Manager	\$0.00	\$0.00	\$0.00
	Part-Time Instructors	\$0.00	\$0.00	\$0.00
	Part-Time Attendants	\$0.00	\$0.00	\$0.00
	FICA	\$0.00	\$0.00	\$0.00
	Overtime	\$0.00	\$0.00	\$0.00
	Holiday Pay	\$0.00	\$0.00	\$0.00
<u>Maintenance</u>		\$1,199	\$910	\$760.00
<u>Contractual</u>		\$88,355	\$17,564	\$18,743.00
<u>Commodities</u>		\$1,882	\$10,670	\$1,418.62
<u>Total</u>		\$91,436	\$29,144	\$20,921.62
<u>Net</u>		\$24,070	\$18,701	\$24,739

	Fiscal Year 2014		Fiscal Year 2015		Fiscal Year 2016	
	Revenue	Expenditures	Revenue	Expenditures	Revenue	Expenditures
By Facility Attendance	\$7.32	\$5.79	\$3.06	\$1.87	\$3.05	\$1.40
By Population	\$7.25	\$5.74	\$3.00	\$1.83	\$2.86	\$1.31



**Shaw Park Tennis Center
Fiscal Year 2016
Facility Usage Summary**

	Fiscal Year 2014		Fiscal Year 2015		Fiscal Year 2016	
	<u>Total Hours</u>	<u>Attendance</u>	<u>Total Hours</u>	<u>Attendance</u>	<u>Total Hours</u>	<u>Attendance</u>
<u>Public Sessions</u>						
Season Pass Scans	1525	1,125	1525	1,323	1624	1,394
Daily Admissions		1,774		639		432
Public Session Totals	1,525	2,899	1,525	1,962	1,624	1826
<u>Programs</u>						
Participant Totals	725	5,803	785	6,280	739	5917
<u>Rentals*</u>						
Fontbonne University	200	600	247	741	175	525
USTA	30	125	45	135	20	60
Women's Tennis Group	14	42	14	42	14	42
Miscellaneous	6	18	4	12	2	6
Rental Totals	250	785	310	930	208	633
<u>School District Usage</u>						
Clayton High School	2100	6300	2150	6450	2200	6600
School Usage Totals	2,100	6,300	2,150	6450	2200	6600
Total	4,600	15,787	4,770	15,622	4,771	14,976

Note * Attendance estimated based on average rental size



**Shaw Park Tennis Center
Fiscal Year 2016
Season Pass Summary & Facility Closures**

Season Pass Summary

	<u>Fiscal Year 2014</u>	<u>Fiscal Year 2015</u>	<u>Fiscal Year 2016</u>
Resident Adult	36	14	29
Resident Youth	10	7	7
Resident Senior	27	27	27
Resident Family	148	147	158
Corporate Adult	6	8	4
Corporate Family	82	87	97
Corporate Senior	2	2	13
Non-Resident Adult	21	16	7
Non-Resident Youth	8	6	1
Non-Resident Senior	9	6	7
Non-Resident Family	24	27	30
Total	373	347	380
Resident Total	59.25%	55.00%	59.00%
Corporate Total	24.13%	26.00%	24.00%
Non-Resident Total	16.62%	19.00%	17.00%

Facility Closures

	<u>Fiscal Year 2014</u>	<u>Fiscal Year 2015</u>	<u>Fiscal Year 2016</u>
Days available	134	153	163
Days facility closed due to weather	10	12	13
Percentage of days closed	7.46%	7.84%	7.98%

2016 Facility Report

Shaw Park Tennis Center



PARKS & RECREATION COMMISSION
DECEMBER 5, 2016

Shaw Park Tennis Center

Year End Financial Report



Revenues

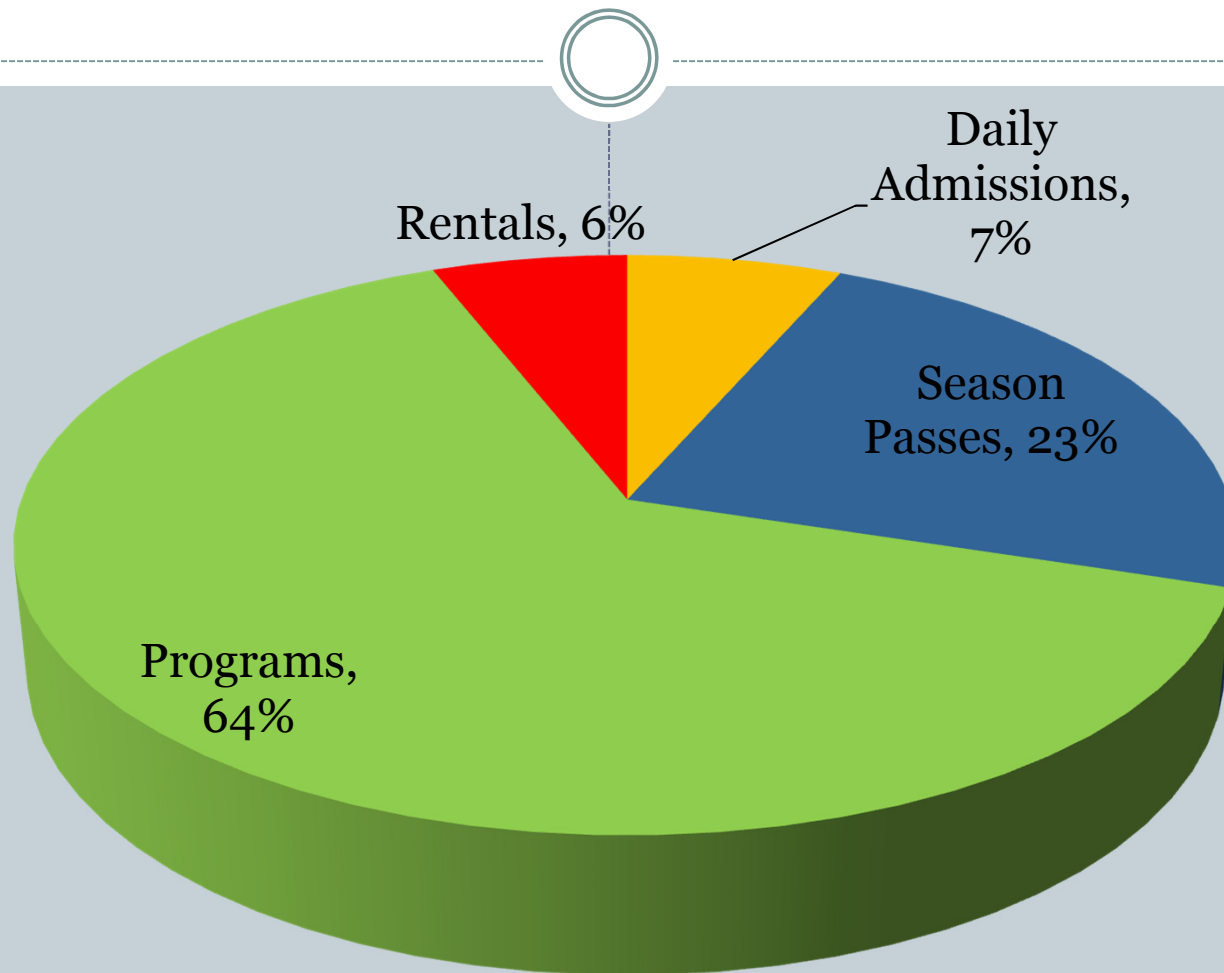
	FY15	FY16
Season Passes	\$13,835	\$10,609
Daily Admissions	\$4,321	\$2,993
Programs	\$25,129	\$29,300
Rentals	\$4,560	\$2,758
Total	\$47,845	\$45,660

Expenditures

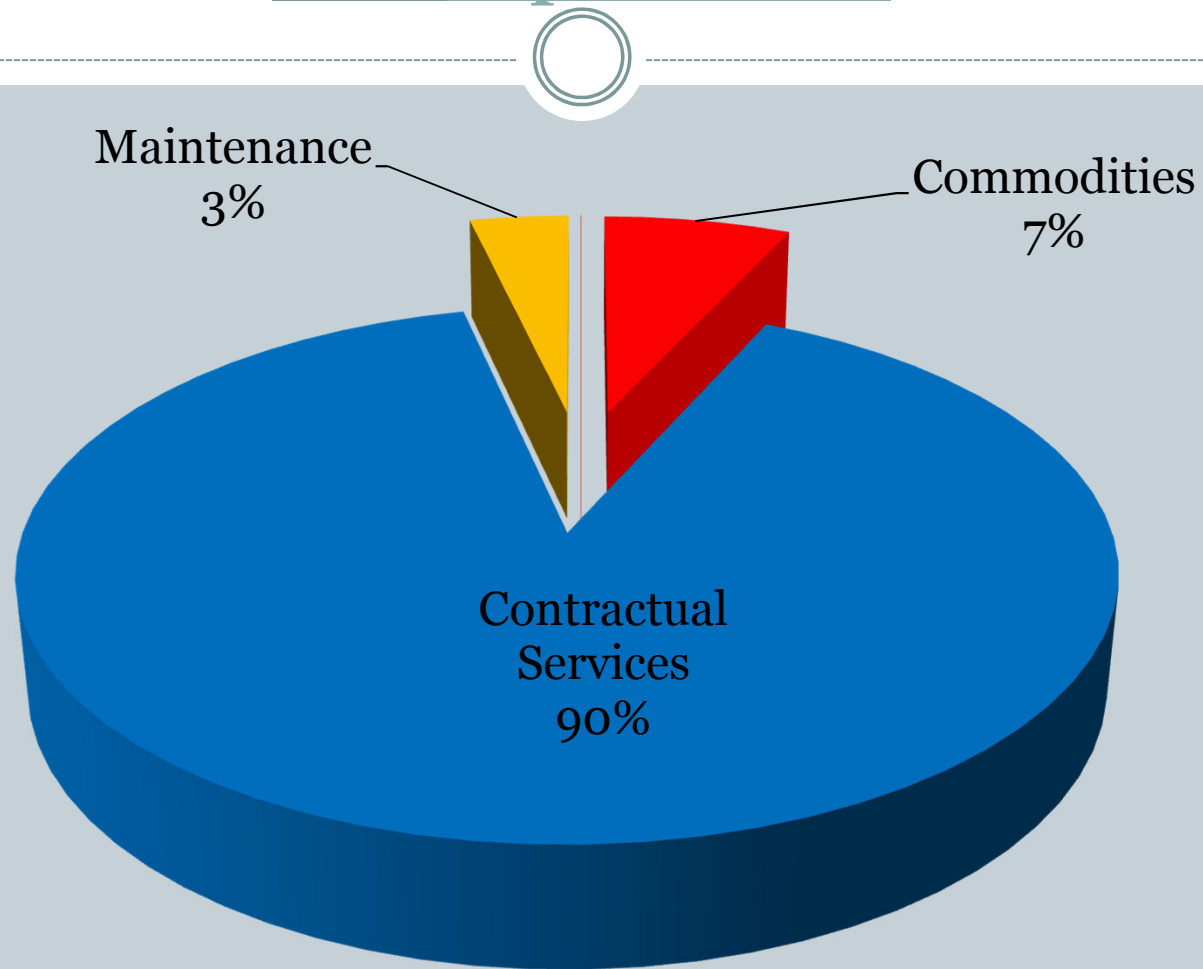
	FY15	FY16
Personnel Services	\$0	\$0
Maintenance	\$910	\$760
Contractual Services	\$17,564	\$18,743
Commodities	\$10,670	\$1,418
Total	\$29,144	\$20,922

Shaw Park Tennis Center

2016 Revenue



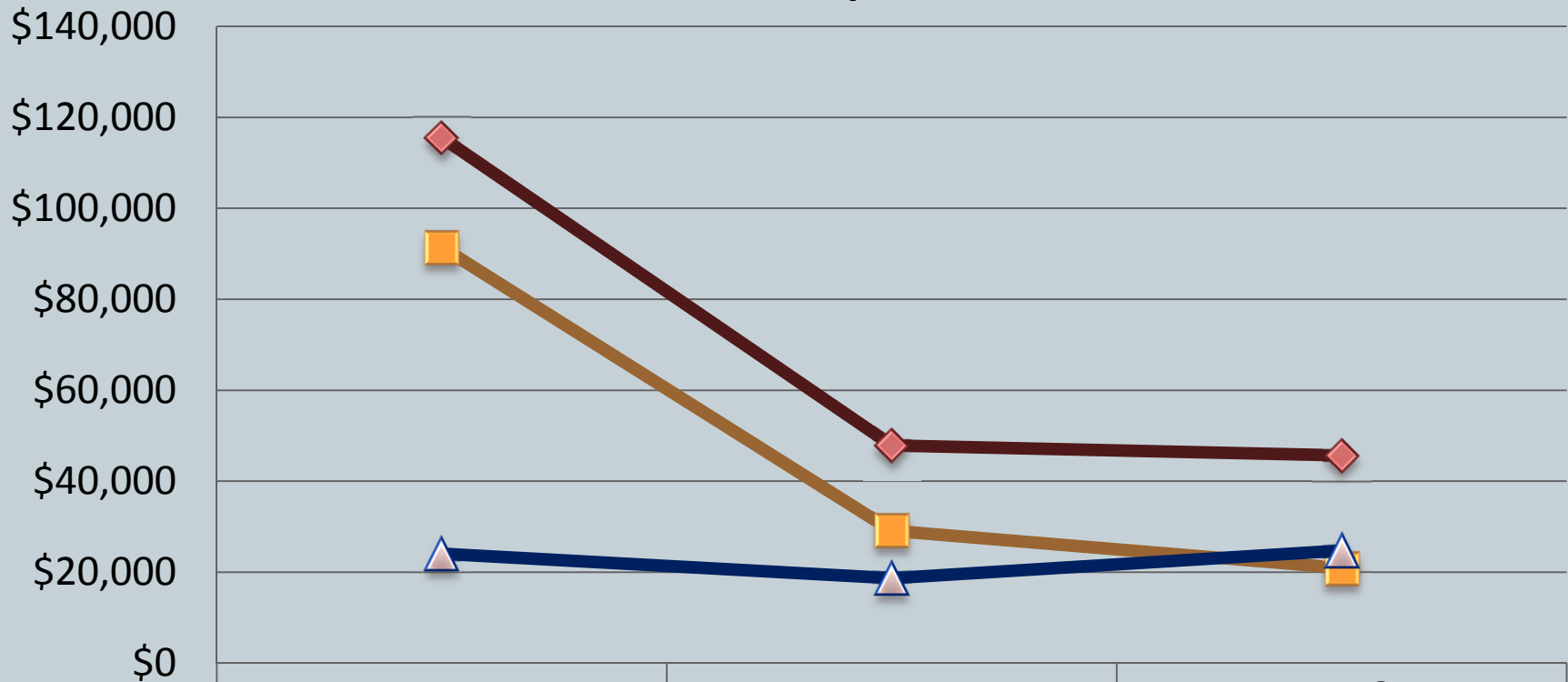
Shaw Park Tennis Center 2016 Expenditures



Shaw Park Tennis Center Financial Comparison



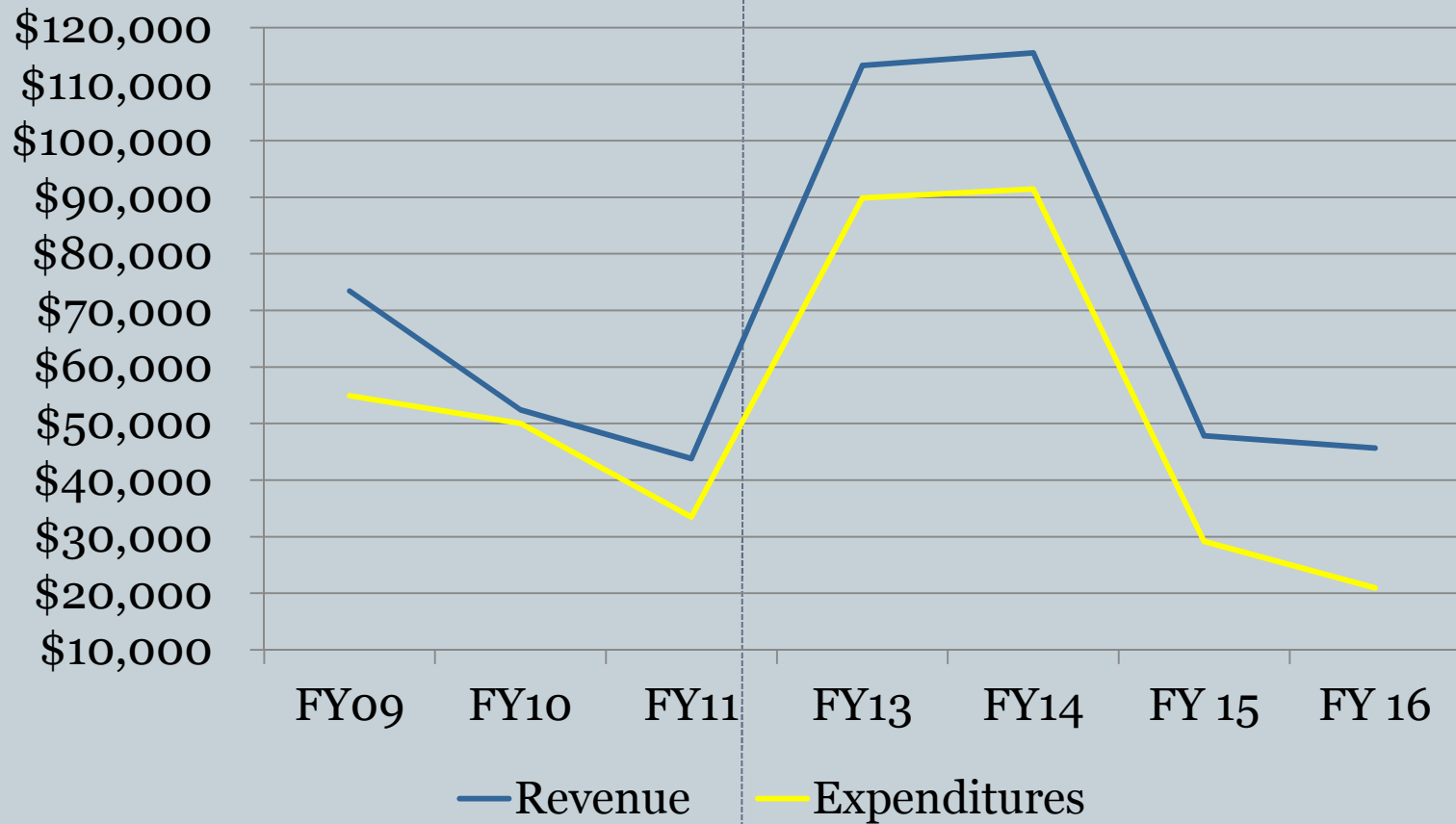
Financial Comparison



	FY 14	FY 15	FY 16
Income	\$115,506	\$47,845	\$45,660
Expense	\$91,436	\$29,144	\$20,922
Net	\$24,070	\$18,701	\$24,738

Shaw Park Tennis Center

Revenue vs. Expenditures



Shaw Park Tennis Center Facility Usage

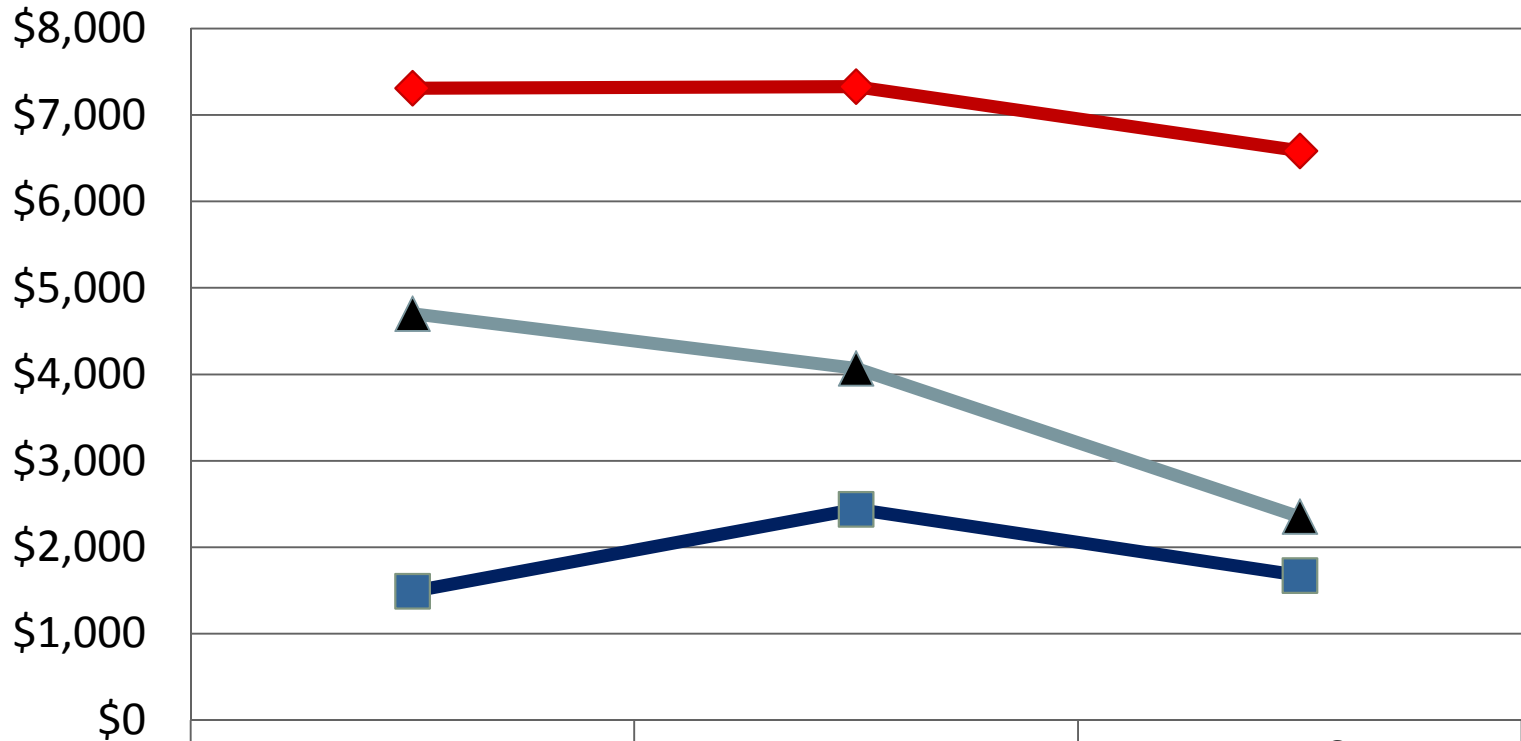


	FY15		FY16	
	Total Hours	Total Attendance	Total Hours	Total Attendance
Public Sessions	1,525	1,962	1,624	1,826
Programs	785	6,280	739	5,917
Rentals	310	930	208	633
School District	2,150	6,450	2,200	6,600
Total	4,770	15,622	4,771	14,976

*numbers estimated based on past attendance

Shaw Park Tennis Center

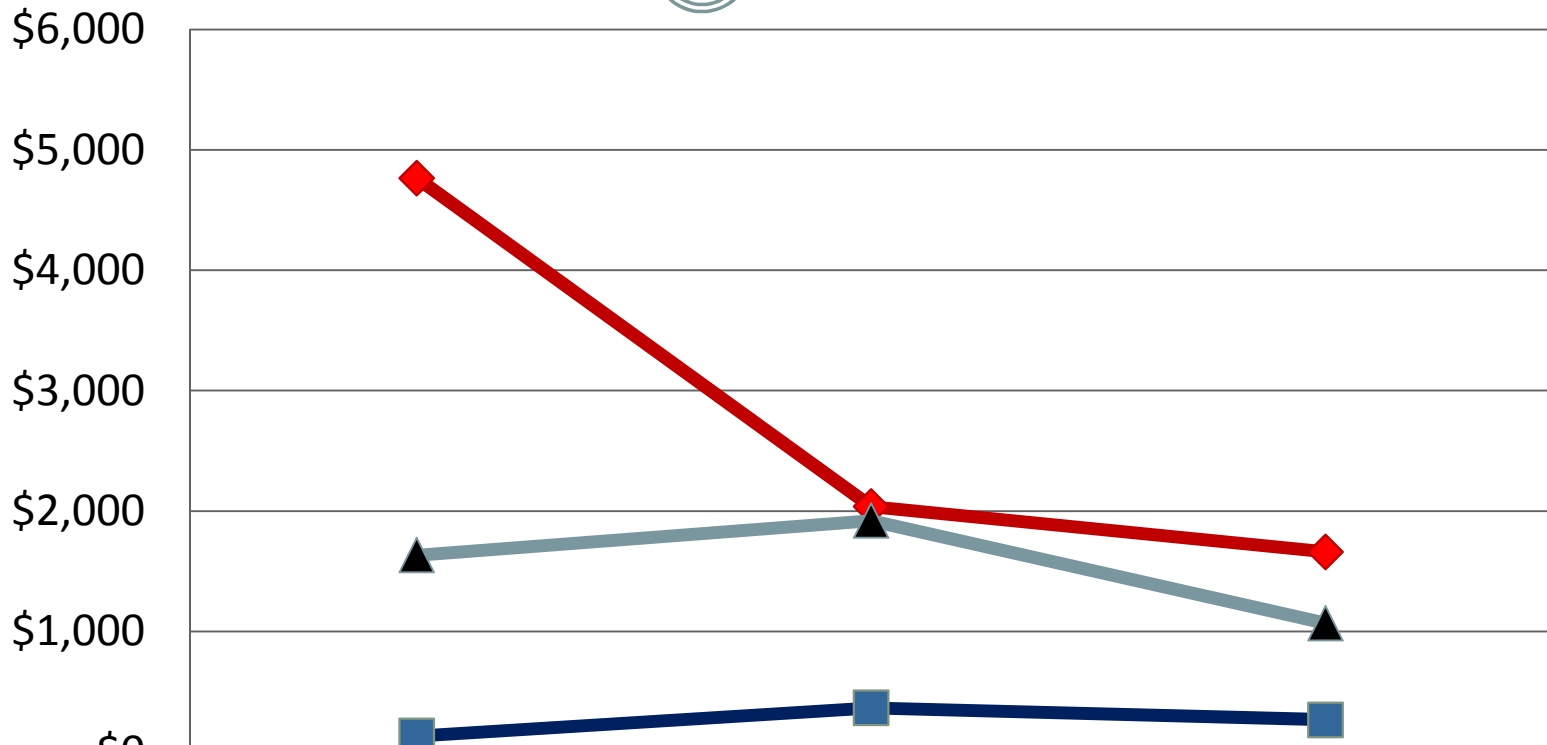
Season Pass Sales



	FY14	FY15	FY16
◆ Resident	\$7,310	\$7,328	\$6,585
■ Corporate	\$1,488	\$2,439	\$1,672
▲ Non-Resident	\$4,701	\$4,068	\$2,352

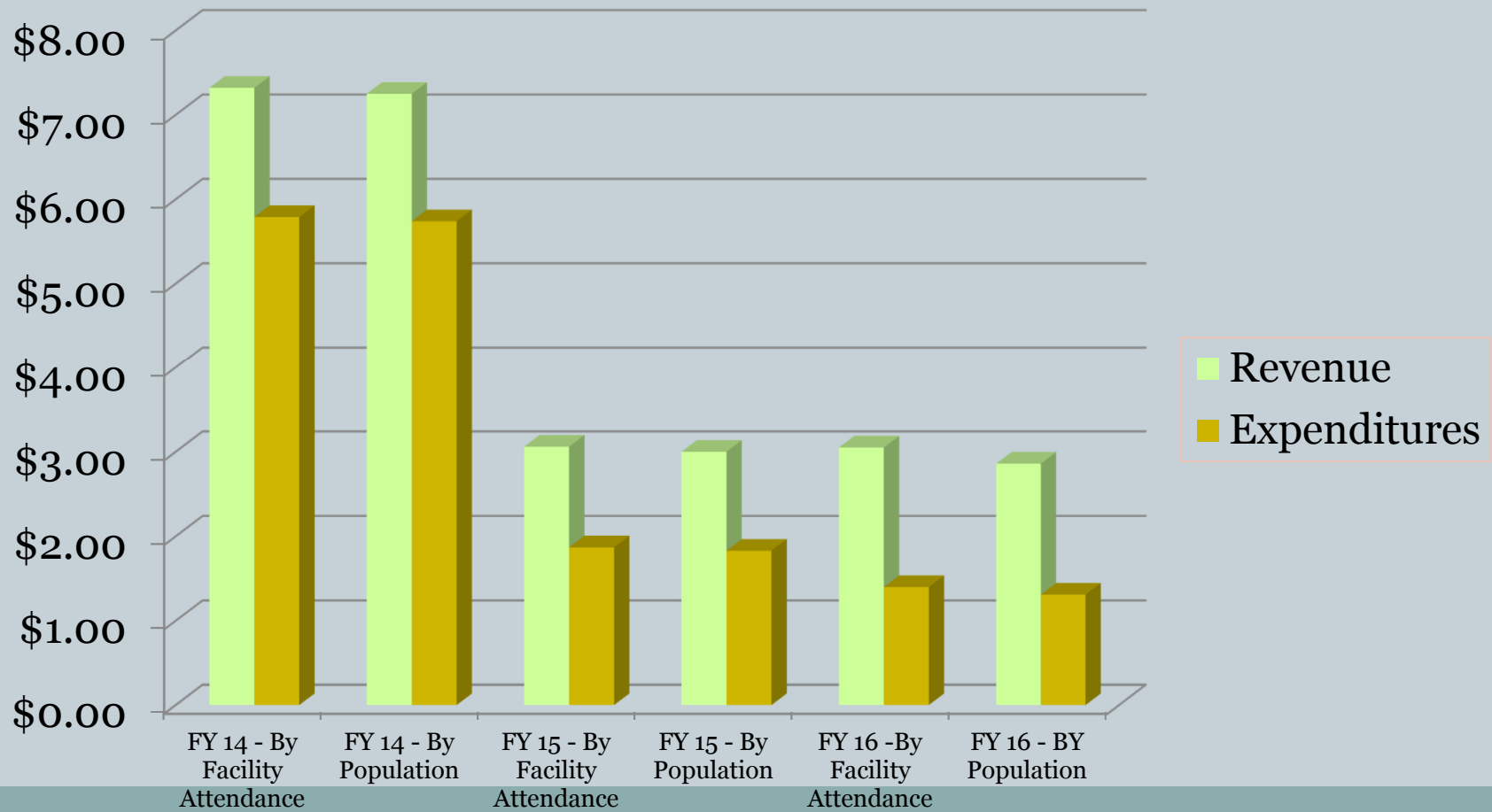
Shaw Park Tennis Center

Daily Admissions

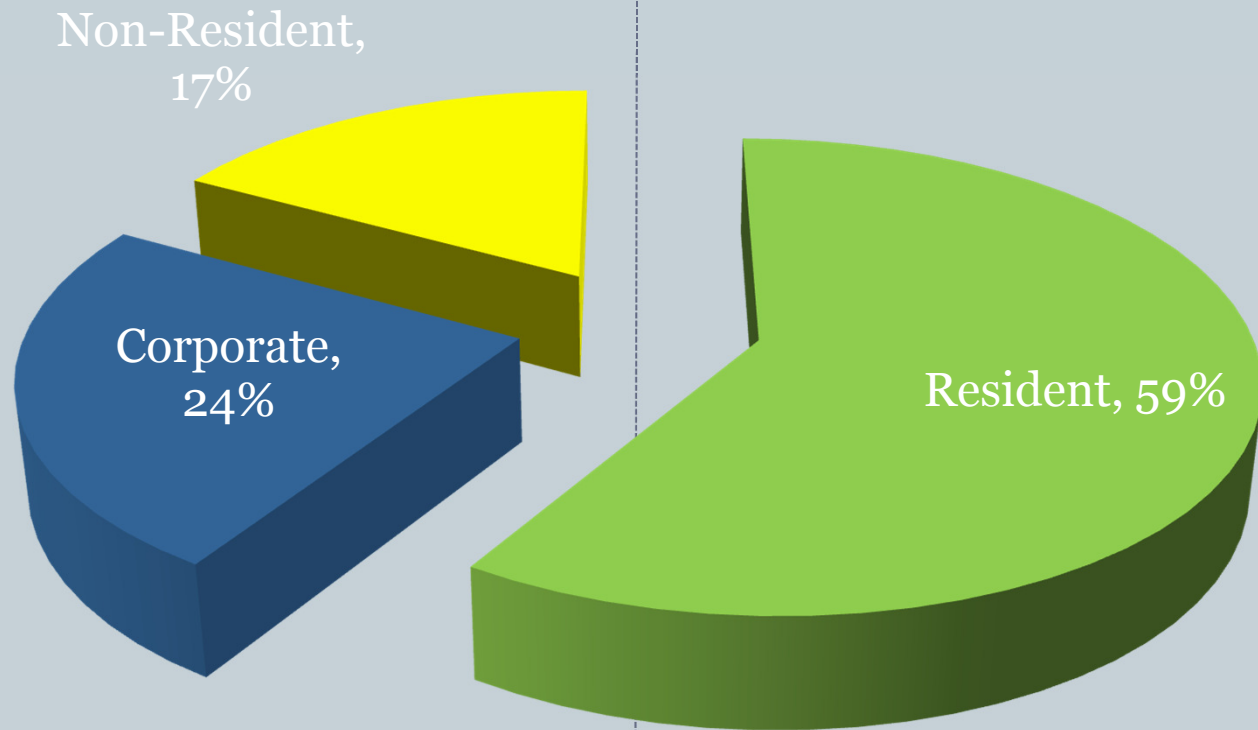


	FY14	FY15	FY16
◆ Resident	\$4,766	\$2,037	\$1,661
■ Corporate	\$130	\$364	\$264
▲ Non-Resident	\$1,632	\$1,920	\$1,068

Shaw Park Tennis Center Revenue & Expenditures Per Capita



Shaw Park Tennis Center FY16 Season Pass Sales Summary



Tennis Courts Nearby

Red Courts Offer Free Play



Flynn Park	University City	63130	Park	5 courts	1.16 miles
Kaufman Park	University City	63130	Park	4 courts	1.36 miles
Lincoln School	St. Louis	63117	School	2 courts	1.41 miles
Ladue High School	Ladue	63124	School	10 courts	1.47 miles
Washington University Athletic Complex	University City	63105	Private	6 courts	1.58 miles
Concordia Seminary	Clayton	63105	Private	6 courts	1.67 miles
Hanley Park	Brentwood	63144	Park	2 courts	1.75 miles
Brentwood Swim Club	Brentwood	63144	Club	2 courts	1.75 miles

Shaw Park Tennis Center

2016 Highlights



Worked with Frontenac to add social media accounts

- Instagram: 993 Followers
- Twitter: 351 Followers
- Facebook: 168 Page Likes and 85 "check-ins"

Added additional Tennis Pro, Clark Taylor


- Certified USPTA Level 1 Pro
- Runs women's programs and junior tennis



Shaw Park Tennis Center 2016 Highlights



New and exciting program offerings



Shaw Park Tennis Center

2017 Plans



- Continue to work with FRC to enhance experience at SPTC
- Additional Water Coolers
- Possible Shade Structures
- Tennis Daily Schedule



Shaw Park Tennis Center

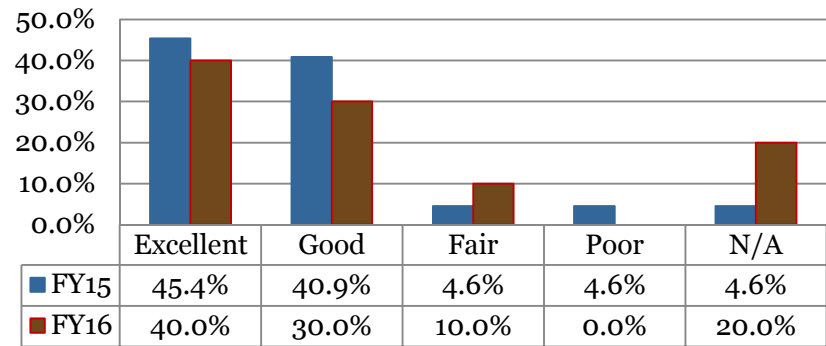
Survey Results



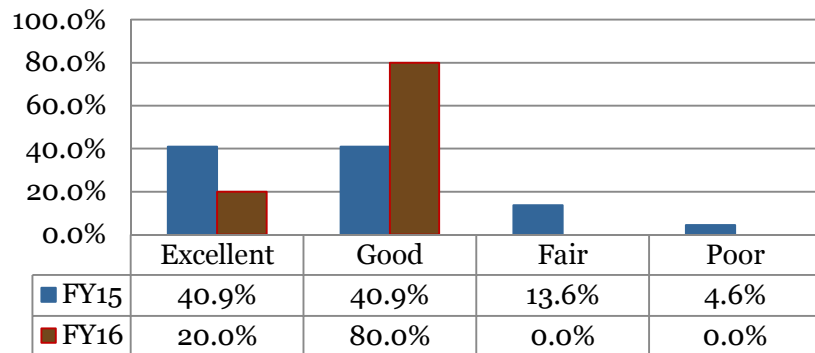
- “Beautiful Courts. Love that they are available in the evening!”

- “Carolyn Kramer was outstanding, very communicative and responsible. I hope she runs it again next year.”

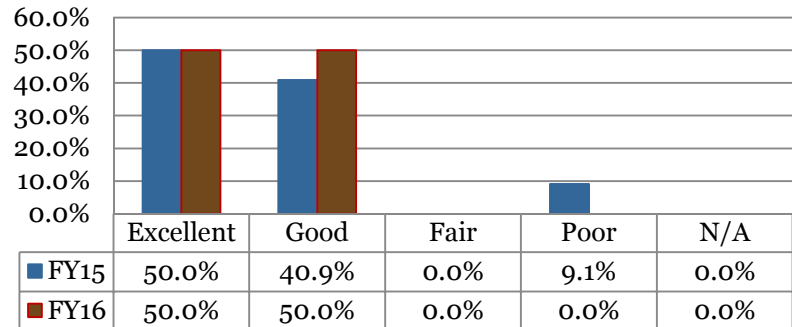
Customer service of the tennis staff



Cleanliness and Appeal of Overall Tennis Area



Overall quality of their experience





DATE: December 5, 2016

TO: Parks & Recreation Commission

FROM: Patrick Magee, Athletic and Facilities Supervisor
David Willey, Assistant Athletic and Facilities Supervisor

CC: Patty DeForrest, Director of Parks and Recreation
Toni Siering, Asst. Director of Parks and Recreation
Wayne Dunker, Recreation Manager

RE: 2016 Youth and Adult Sports Overview

2016 was an amazing year for both our youth and adult sports programs. Despite several challenges with field space and poor weather conditions throughout the season we were able to have a very successful year. Our success wasn't just limited to our leagues but it also spread to our contractual camps and programs. We also continued to expand on our relationships with our rental groups that provide leagues for some of our adult clientele.

Our youth leagues consist of Soccer, Volleyball, Basketball, and Baseball/Softball with over 3,000 children participating in our programs. Our Youth Soccer registrations increased 8% while the Youth Basketball saw a 16% increase in the number of Clayton teams registering. The only sports that decreased in registrations were Volleyball and Baseball/Softball which was due to fewer non-resident teams. Clayton team registrations for volleyball were the same as 2015 but we added an additional 3 Clayton teams in Baseball/Softball for 2016.

Our adult leagues consist of Women's Soccer, Adult Softball, and the Adult Hockey program that we run in-house. We work with contractual companies for Adult Kickball, Basketball, and Sand Volleyball. Our in-house adult leagues saw increases in registrations for every sport with the exception of Coed Softball. Our contractual groups also saw an increase in registrations across the board. Rental revenue was also up from 2015 with the exception of the Saint Louis Sports and Social Club rental, which was primarily because of cancelations due to weather.

In an effort to better serve the families and individuals that participate in our youth and adult leagues this year, we partnered with Team Sideline for scheduling and communications for our leagues. This website is a one stop shop for schedules, rain out information, and reminders about registration deadlines. The site also allows us to notify participants (or their parents or guardians) via text or email if a game has been rescheduled or cancelled due to inclement weather.

Clayton Parks and Recreation is looking forward to continuing our commitment to excellence in 2017.




Overview of Youth and Adult Sports for 2016

**Parks and Recreation Commission
December 5, 2016**

Youth Sports Philosophy

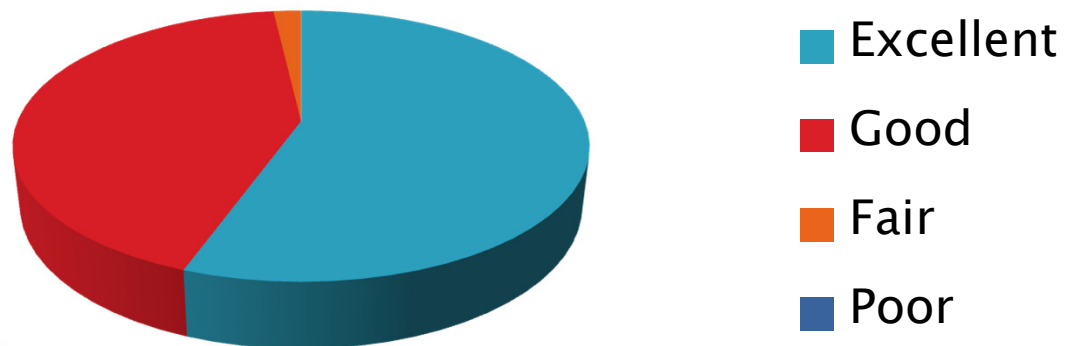
- The City of Clayton strongly believes in the benefits of participation in organized sports. Participation in sports has proven to build self esteem, promote teamwork, develop the body as well as the mind, and is an integral part of the maturation process.
 - Enjoyable and positive experience
 - Recreational League
 - Equal Playing Time
 - Open Registration
 - Community Involvement
 - Good Sportsmanship



Youth Soccer

	2015	2016
Non-Resident Teams	102	110
Clayton Teams	45	45
Total Teams	147	155
Clayton Team Registrations	16	7
Individual Registrations	380	460
Non-Resident Players	1150	1300
Approx. Total Players	1700	1850

Overall evaluation of program

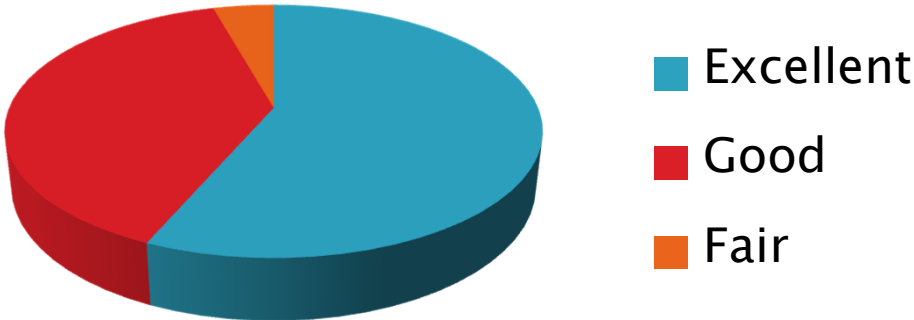


Increase of 8% in soccer registrations

Youth Volleyball

	2015	2016
Non-Resident Teams	16	11
Clayton Teams	11	11
Total Teams	27	22
Clayton Team Registrations	3	2
Individual Registrants	73	81
Non-Resident Players	192	132
Approx. Total Players	324	264

Overall evaluation of program

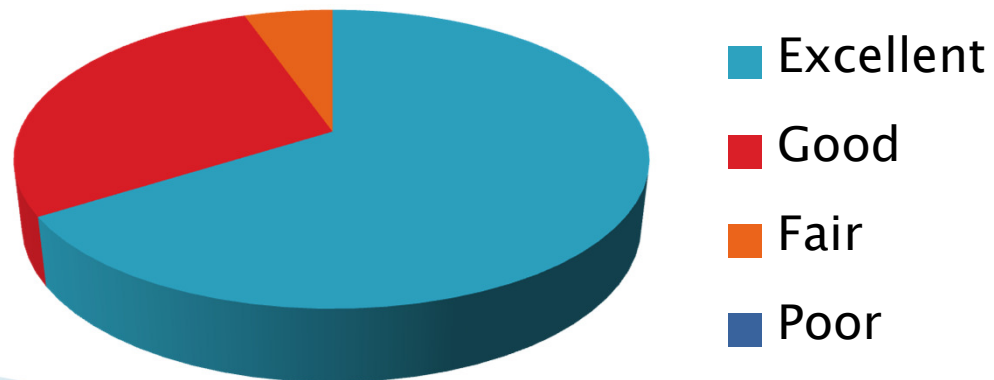


Decrease of 18% in volleyball registrations

Youth Basketball

	2015	2016
Non-Resident Teams	83	76
Clayton Teams	43	50
Total Teams	126	126
Clayton Team Registrations	11	8
Individual Registrants	290	380
Non-Resident Players	675	615
Approx. Total Players	1060	1080

Overall evaluation of program

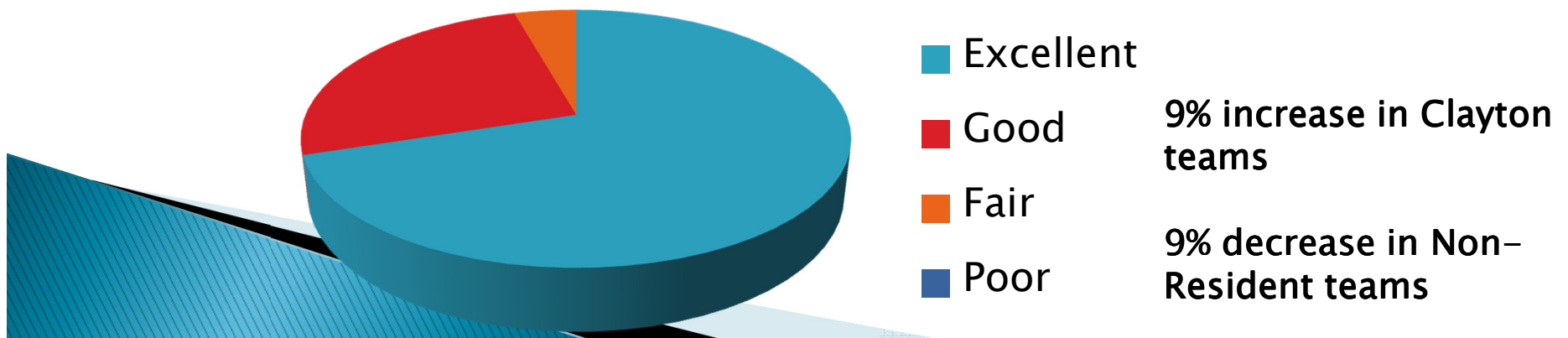


Increase of 16% in Clayton teams

Youth Baseball / Softball

	2015	2016
Non-Resident Teams	51	46
Clayton Teams	33	36
Total Teams	84	82
Clayton Team Registrations	14	14
Individual Registrants	430	470
Non-Resident Players	660	600
Approx. Total Players	1090	1070


Overall evaluation of program



Contractual Camps and Programs

	2015	2016
Ozzie Smith's Mini Hitters	48	35
Challenger Mini Kickers	45	34
Paul Zarky High on Sports	38	33
Paul Zarky Soccer	56	69
Baseball Camp	22	31
Basketball Camp	53	74
Total	262	276

5% increase in participation



New website for scheduling and communication

The screenshot shows the homepage of the Clayton Missouri website. At the top left is the Clayton Missouri logo, featuring a stylized city skyline above the text "CLAYTON MISSOURI". To the right of the logo is a green navigation bar with white text links: Home, Game Schedules, Texting Signup, Downloads, Locations, and Contact Us. Below the navigation bar is a large banner image of a baseball bat and a yellow baseball. Overlaid on the banner is the text "COME PLAY WITH US!" in large, bold, blue letters with a white outline, and "Clayton Parks and Recreation" in smaller blue text below it. Below the banner are three circular icons: a satellite dish for "COMMUNICATIONS", a clipboard for "SCHEDULES", and a question mark for "CONTACT US". Each icon has a corresponding text block below it. To the right of these icons is a "Field Status" section with a white input field, and a "Quick Links" section with three buttons: "Click here to Contact us!", "Game Schedules", and "Game Locations".

CLAYTON MISSOURI

Home Game Schedules Texting Signup Downloads Locations Contact Us

COME PLAY WITH US!
Clayton Parks and Recreation

COMMUNICATIONS

Want to know when Games are rained out and get updates about other Recreation activities? Click here to put your email address on the list to receive communications - you can also sign up for text messaging

SCHEDULES

Click here for Division Game Schedules

CONTACT US

For Information please click here to Contact Us!

Field Status

Quick Links


Click here to Contact us!

Game Schedules

Game Locations


Plans for 2017

- Work with nearby municipalities to reduce number of Non-Resident teams in our leagues
- Streamlining registration process
- Increased usage of Team Sideline for practice times, game schedules, and contacting parents and coaches




Survey Responses

- “Loved the new app. Much easier way to keep track of rescheduled games.”
- “Thanks for doing a great job being organized and keeping everything running smoothly!”
- “My daughter loved it!”
- “The staff went above and beyond the normal call of duty to accommodate our player. We are extremely grateful and thankful for this!”



Adult Sports


- Women's Soccer
- Coed Softball
- Men's Softball
- Adult Hockey at Shaw Park Ice Rink
- Sports Monster
- City League
- Saint Louis Sports and Social Club



Women's Soccer

	2015	2016
Spring/Summer	12	13
Fall	8	9
Total Teams	20	22
Resident Teams	14	16
Non-Resident Teams	6	6


10 % increase in soccer registrations



Coed Softball

	2015	2016
Spring/Summer	41	33
Fall	9	7
Total Teams	50	40
Resident Teams	27	23
Non-Resident Teams	23	17


20% decrease in softball registrations



Men's Softball

	2015	2016
Spring/Summer	38	39
Fall	9	10
Total Teams	47	49
Resident Teams	32	28
Non-Resident Teams	15	21


4% increase in softball registrations



Adult Hockey

	2015	2016
Session 1-Sunday	26	29
Session 2-Sunday	24	25
Session 1-Monday	23	18
Session 2-Monday	18	25
Total Participants	91	97

Increase of 6% in hockey registrations



Sports Monster



Sport	2015	2016
Basketball	68	82
Kickball*	7	4
Volleyball*	15	25
Softball*	17	14
Total Teams	107	125

- Increase of 16% in Sports Monster registrations
- Over \$30,000 in rental revenue between the City and the Center of Clayton


*City Rental Revenue

City League



	2015	2016
Rental Revenue	\$1,410	\$1,440

Increase of 2% in rental revenue




Saint Louis Sports and Social Club



**St. Louis Sports &
Social Club**


	2015	2016
Rental Revenue	\$3,410	\$3,290

Decrease of 3% in rental revenue



Ideas for 2017

- Pickleball
- Adult Sand Volleyball League
- Partner with Ruth Park for Golf League and programs
- Social tournaments



Survey Responses

- “Big fan of your umps. Great guys who call a solid game.”
- “Lots of rain this year...can we get a dome? All jokes aside, the field was always in decent shape considering the amount of rain we had.”
- “Thank you for putting all this together. Our team always has a good time.”

